
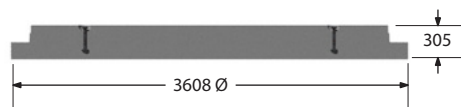


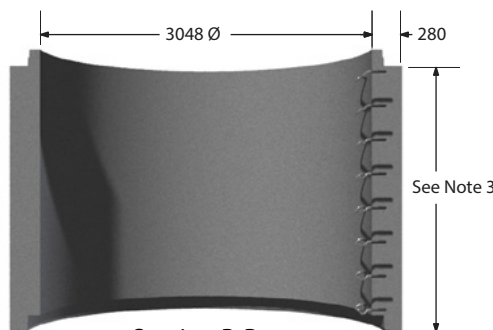
Plan



Plan



Section A-A



Section B-B



**Base Slab**

(mass - 6944 kg)



**Riser**

(mass - 7400 kg/m)

# Maintenance Hole 3000mm Riser and Base Slab

**Notes**

1. Manufactured in accordance with OPSD 701.071.
2. See page 43 for maximum pipe size and alignment angles.
3. Available riser section heights - 610, 914, 1219, 1524, 1829, 2134, and 2438.
4. Maintenance hole steps (circular hollow aluminum) as per OPSD 405.010.
5. All dimensions are in millimeters unless otherwise shown.

