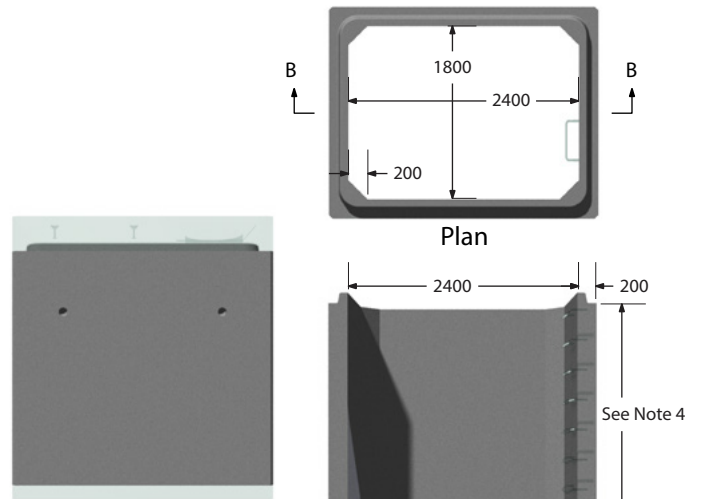
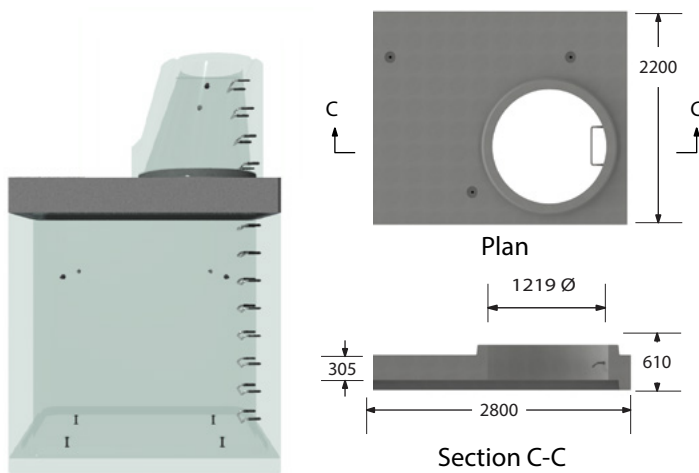


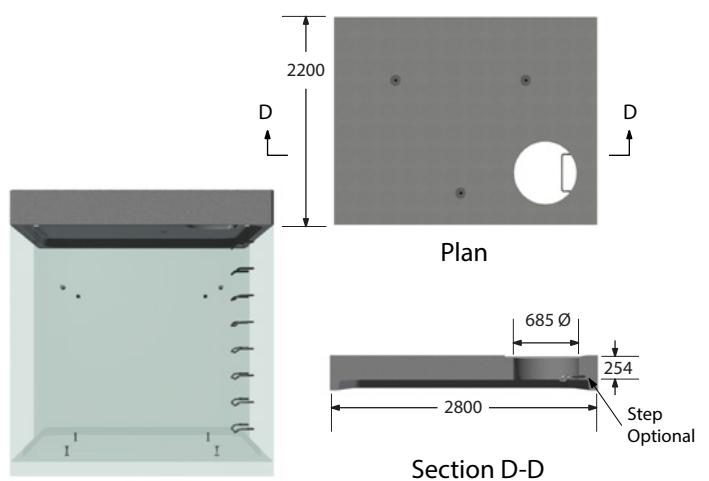
Base Slab
(mass - 3180 kg)



Riser
(mass - 4821 kg/m)



Transition
(mass - 4000 kg)



Flat Cap
(mass - 4010 kg)

Drycast Maintenance Hole 2400 x 1800mm Box Chambers

Notes

1. Manufactured in accordance with CHBDC.
2. See page 43 for maximum pipe size and alignment angles.
3. Available riser section heights - 305, 610, 914, 1219, 1524, 1829, 2134 and 2500.
4. Maintenance hole steps (circular hollow aluminum) as per OPSD 405.010.
5. All dimensions are in millimeters unless otherwise shown.

