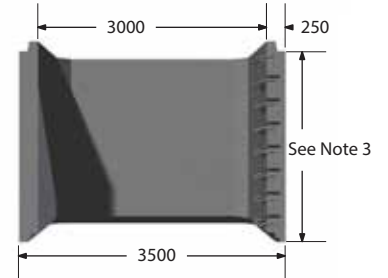
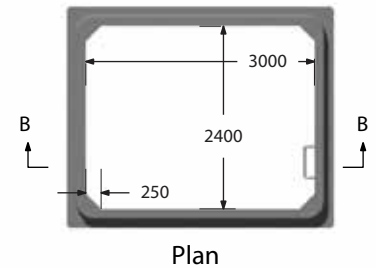
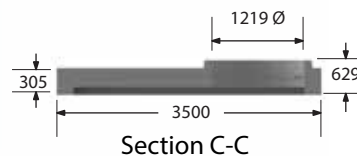


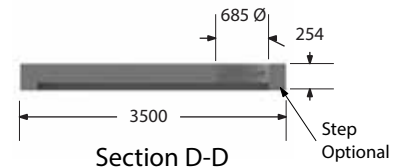
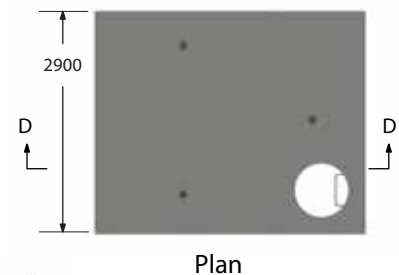
Base Slab
(mass - 5965 kg)



Riser
(mass - 2783 kg/m)



Transition
(mass - 6500 kg)



Flat Cap
(mass - 6720 kg)

**Drycast Maintenance
Hole 3000 x 2400mm
Box Chambers**

Notes

1. Manufactured in accordance with CHBDC.
2. See page 43 for maximum pipe size and alignment angles.
3. Available riser section heights - 305, 610, 914, 1219, 1524, 1829, 2134 and 2500.
4. Maintenance hole steps (circular hollow aluminum) as per OPSD 405.010.
5. All dimensions are in millimeters unless otherwise shown.

