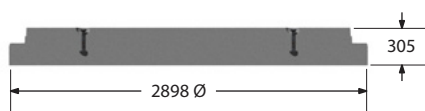


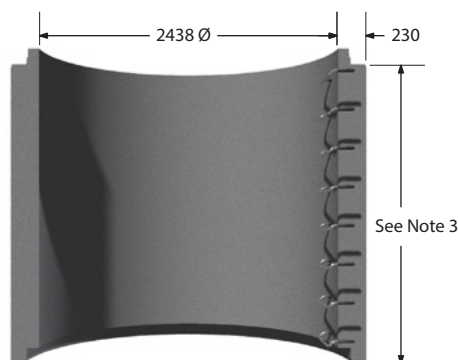
Plan



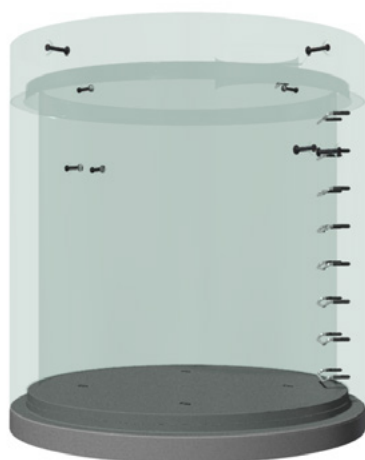
Plan



Section A-A



Section B-B



Base Slab

(mass - 4480 kg)



Riser

(mass - 4866 kg/m)

Maintenance Hole 2400mm Riser and Base Slab

Notes

1. Manufactured in accordance with OPSD 701.061.
2. See page 43 for maximum pipe size and alignment angles.
3. Available riser section heights - 610, 914, 1219, 1524, 1829, 2134, and 2438.
4. Maintenance hole steps (circular hollow aluminum) as per OPSD 405.010.
5. All dimensions are in millimeters unless otherwise shown.
6. 1200 conversion riser requires gasket on both spigot ends.

